

FREE LEAFLET No. E-760

Embroidered Gingham Aprons

as advertised in "REDBOOK"

Coats & Clark's Original Designs

COATS & CLARK'S O.N.T. SIX STRAND FLOSS, Art. C. 11: for Apron A: 2 skeins each of No. 1 White and No. 81B Dk. Colonial Brown; Apron B: 2 skeins of No. 28 Myrtle; Apron C: 2 skeins of No. 28-B Treeleaf Green and 1 skein of No. 1 White.

Milwards Embroidery Needle No. 7.

Each apron requires 1 yard of checked gingham, 36 inches wide with $\frac{1}{8}$ inch checks . . . for Apron A: Brown and White; Apron B: Aquatone and White; Apron C: Red and White. Cut apron 23 x 36 inches. Remaining material is used for waistband and ties. Make a small hem across each narrow edge. Allow 3 inches for hem. All aprons are embroidered in cross-stitch and straight-stitch. When making cross-stitches, top strands should all point in the same direction.

APRON A: Use 3 strands. Embroider first and last rows of border and all cross-stitches with Brown and all remaining straight-stitches with White. Place a pin in a white square at center of apron and $2\frac{1}{2}$ inches up from hemline to indicate starting point "A." Starting at "A" on chart, follow chart from A to B for pattern across to outer edge. Complete second half to correspond.

APRON B: Use 3 strands. Place a pin in a white square $4\frac{1}{2}$ inches down from top edge and 8 inches in from left side edge to indicate starting point "A" of stove. Starting at "A" follow chart. Embroider proverb as illustrated. For proverb chart, place a pin in a shaded square between 2 white squares for starting point "A" and follow chart.

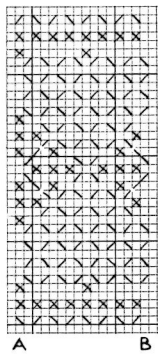
APRON C: Use 3 strands when working with Green and 6 strands when working with White. Place a pin in a shaded square between 2 white squares at center of apron and $1\frac{1}{2}$ inches up from hemline to indicate starting point "A." With White and 6 strands, start at "A" and follow chart working cross-stitches throughout.

Turn up a 3-inch hem, gather top edge to measure 16 inches. Make waistband and ties.

Add elegance and originality to your gingham dresses, aprons, café curtains and tablecloths the fast simple way with easy cross-stitch embroidery using Coats & Clark's O.N.T. Six Strand Embroidery Floss.

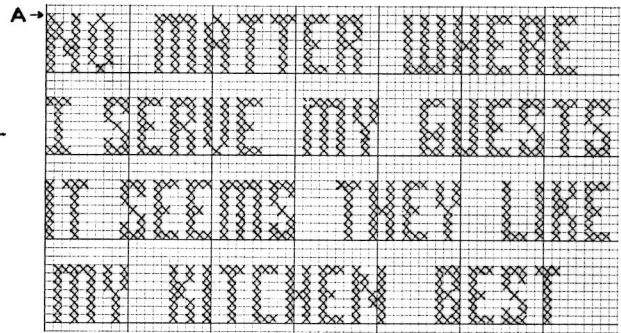
Chic
checks
you can
CROSS-
stitch





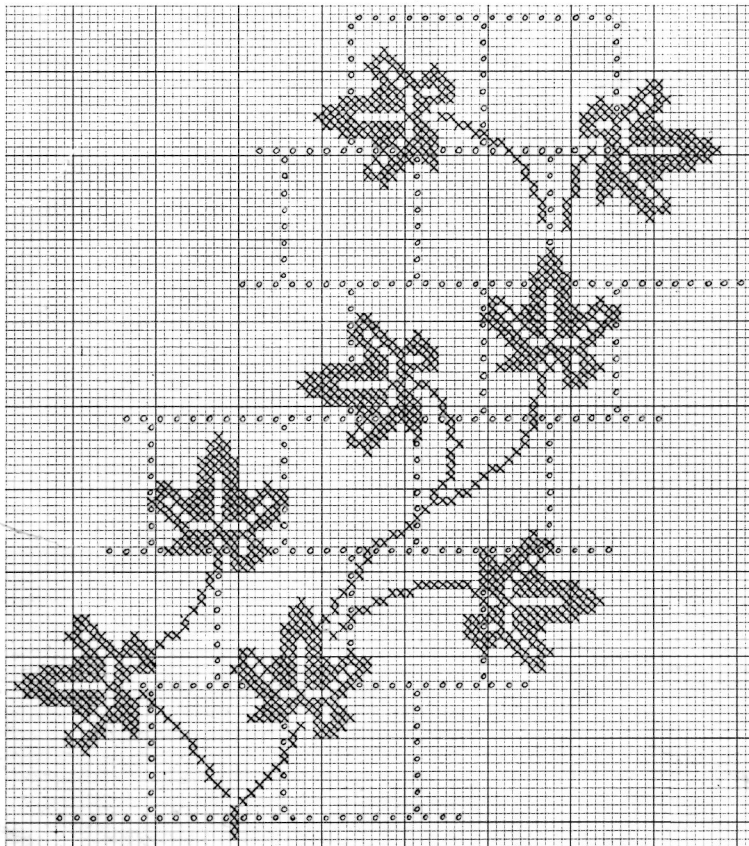
-APRON 'A'

APRON 'B' -



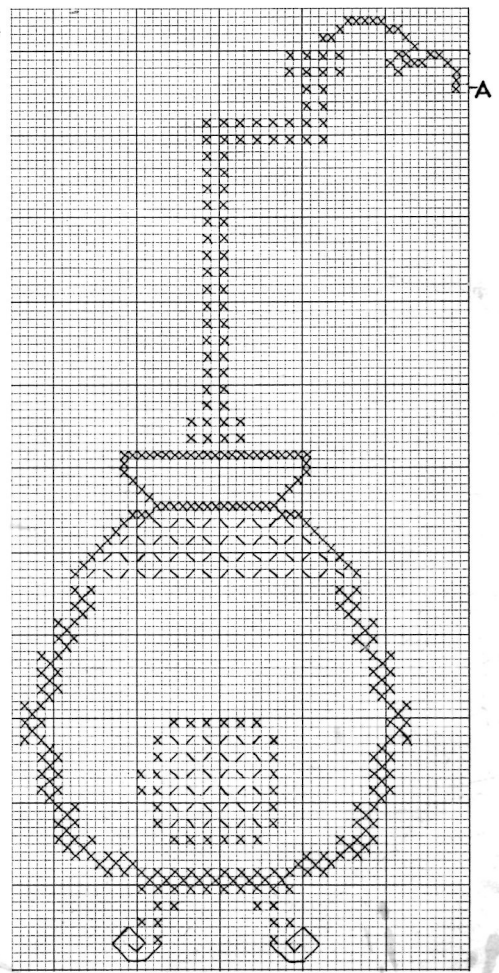
APRON 'C'

☒ GREEN
☐ WHITE



A

APRON 'B' -



Coats & Clark's Sales Corp., 430 Park Ave., New York 22, N. Y. distributors of
Coats & Clark's Zippers • O.N.T. Threads • Red Heart Yarns

261
Printed in U.S.A.