

Crochet Stitches - - - and How to Make Them

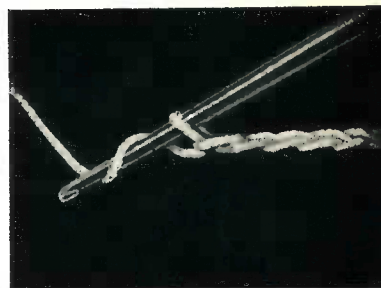
CHAIN STITCH (ch)—Make a loop on hook. * thread over hook as illustrated, and draw thro loop already on hook. Repeat from * for desired length.

SLIP STITCH (sl st)—Insert hook in stitch, thread over hook and draw thro chain and loop on hook.


SINGLE CROCHET (sc)—Make a chain the desired length, insert hook in 2d chain from hook, or under both loops of a stitch on a row below, catch thread and pull thro, thread over and pull thro two loops on hook. Chain 1 to turn at end of row.

HALF DOUBLE CROCHET (hdc)—Make a chain desired length, turn, skip last 2 chain stitches, * thread over, insert hook in next stitch of chain, catch thread and pull thro, thread over and draw thro all 3 loops on hook at once. Repeat from * in each stitch on chain or in a stitch of preceding row. Chain 2 to begin a new row after turning work.

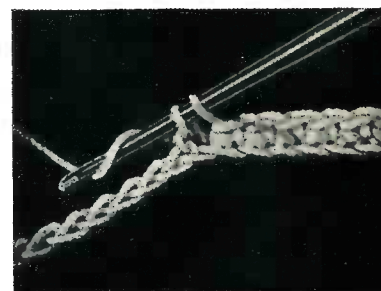
DOUBLE CROCHET (dc)—Make a chain desired length, thread over, insert hook in 4th chain from hook, catch thread and pull thro, (thread over and draw thro 2 loops) twice. * Thread over, insert hook in next stitch, catch thread and pull thro, (thread over and draw thro 2 loops) twice. Repeat from * to end of row. Ch 3 to turn.



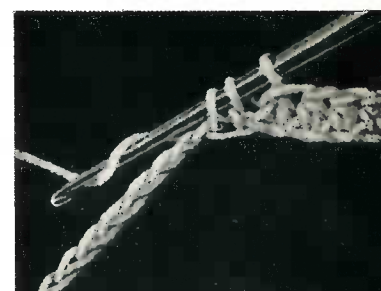
Chain Stitch



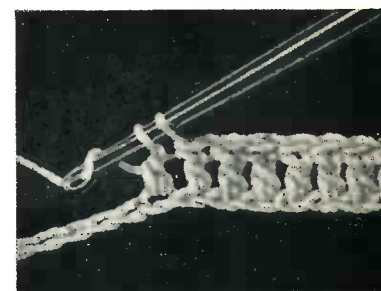
Crocheted Slip-Stitch



Single Crochet



Half Double Crochet



Double Crochet

Crochet Stitches - - Not Illustrated

TREBLE (tr)—Thread over twice and work off in twos as in dc.
DOUBLE TREBLE (dtr)—Thread over 3 times and work off in twos.

TRIPLE TREBLE—(tr tr)—Thread over 4 times and work off in twos.

LONG TREBLE (long tr)—Thread over specified number of times and work off in twos.

PICOT (p)—A Picot is made on a chain by working a sc in the specified st from hook, taking up 2 loops of ch st—the left-hand loop and the one back loop. A Picot is made following a sc, dc, tr, etc., by making the specified number of ch sts, then a sl st in side-top of st preceding chain.

PICOT-LOOP (p-loop)—This consists of a chain loop with one or more picots on it.

CLUSTER—This consists of 2 or more dc, tr, dtr, or tr tr gathered together at top into a tight group, as follows: Hold the last loops of each st on hook, then thread over and draw thro all loops on hook at once.

Stitches can be made thro either both loops of stitches of previous row or thro the back loops only. If not specified, take up both loops.

The term "fasten off" is used whenever the thread is to be cut 6 or 7 inches from the work, slipped thro the loop on hook, pulled tight, threaded to a sewing-needle and fastened securely on wrong side of work.

SKIP (sk).

After a piece of crochet is finished, stretch and pin it right-side-down on a padded ironing board and steam with a wet cloth and hot iron. Then press thro a dry cloth until thoroughly dry.

Use
Lily's

VIKING
 MADE IN U.S.A.
CROCHET HOOK



SMOOTH SHAPED HEAD & GROOVED HOOK
 Available in All Sizes

Chart of Correct Sizes of Crochet Hooks for Different Sizes of Thread

Daisy Mercerized Crochet Cotton Size	Lily's Viking Brand Steel Crochet Hook Size
3	
5	1, 2, or 3
10	4, 5, or 6
20	5, 6, or 7
30	7, 8 or 9
40	8 to 12
50	9 to 13
60	10 to 13
Lily's Sky-Tone Crochet Cotton Size 1	11 to 14
400 Yds. per ball	Size 5, 6 or 7
Lily's Sky-Tone Crochet Cotton Size 2	
600 Yds. per ball	Size 8, 9, 10